




Securing Today for a Profitable Tomorrow

Wave™

Product Features and Quick Use Guide



Wave provides the retailer highly sophisticated security against the different methods used in defeating the traditional hard tags.

Wave 4-Alarm IR Tags are a series of infrared hard tags with anti-theft technology that provides multiple levels of anti-theft protection.

Powering the IR Detacher

The Wave detacher is powered through its USB Power Cable connected to the POS equipment or any computer’s USB port, or by the included USB power adaptor.

Initialization

At power up, the detacher loads its program from internal memory. After several seconds the “Ready” LED will begin flashing to indicate the detacher is ready to use. A dead LED indicates the program is inoperable. The detacher must re-powered to reset its circuits and reload the program.

When performing detaching operations, **Tag Alignment** is key to smooth detachment. Operator must ensure tag clutch cone is aligned with the center magnet core area on the Wave detacher.

Tag disarming requires **IR Window Alignment** for smooth code matching. Ensure the tag IR window is matched to the circular IR window on the Wave detacher.

Detacher Release for Handheld Operation

1. Press down the handheld part into desktop mount base.
2. Maintain downward pressure on the top of handheld part and turn it counter-clock-wise against base. Continue turning until it ejects out of the base.



Sleep Mode

Tags are activated when the pins are inserted and they will remain in sleep mode until activated.

Tagging and Arming

During tagging operation, pin insertion will automatically set tags in ARM mode with a short beep indication, and the tag LED will flash every 10 seconds indicating tags are in ARM mode.


4-Alarm Protection

1. The tag will trigger the EAS system alarm when it enters its detection field.
2. The tag will self-alarm when the pin is tampered with or when cutting the lanyard cable.
3. The tag will self-alarm when it enters an EAS detection field
4. The tag will self-alarm when it is opened by standard magnetic detachers instead of the Wave detacher.

Deactivating Tags

Alarmed tags will continue to alarm until they are disarmed by the Wave detacher. Standard alarm duration is **Two Minutes** to conserve battery life. (The alarm duration can be also changed to customer requirements)

Align tag cone to magnet core for disarming and detaching.




SPECIFICATIONS SUBJECT TO CHANGE WITHOUT NOTICE

Why IR?

Traditional Tags Are Easily Defeated

- ◆ Today's shoplifters are quite sophisticated.
- ◆ Tags are opened with concealed detachers.
- ◆ Tags are pried open without alerting personnel.
- ◆ Ink tags can be walked out in silence.

WG's IR Solution - The Future Tradition



- ◆ Wave offers 4-Alarm Protection
- ◆ Wave tags are password protected.
- ◆ Simple to arm.
- ◆ Disarm only with Wave IR detacher.



Because Shrinkage Has Become An Economic Nightmare